

## Student Achievement and Success Goals Report FY 2026





### Student Success Goals and Achievement













#### Mission





















Navarro College provides educational opportunities that empower students to achieve their personal, academic, and career goals and that promote life-long learning for all communities served.

#### Student Achievement

To evaluate its effectiveness in supporting student success and achievement, the College tracks the following key performance indicators (KPIs) as part of its strategic goals assessment process: persistence, retention, successful course completion, graduation, transfer, job placement, and state licensure. For the purpose of evaluation, benchmarks were identified for each KPI to provide a basis for assessing individual goal achievement. In some cases, as noted in the chart below, the benchmark is based upon the average of Texas Higher Education Coordinating Board (THECB) or Southern Association of Colleges and Schools Commission on Colleges (SACSCOC) peer group outcomes data; while in other cases, the benchmark is based upon a rolling two-year average of the College's internal data.

-  Green indicates the College is within less than 1% or above of reaching or exceeding the Benchmark.
-  Yellow indicates the College is within 1% - 5% below reaching the Benchmark.
-  Red indicates the College is over 5% below reaching the Benchmark.
-  White indicates the data is not available at this time.

Criteria	Achievement Goal	Benchmark	Performance			
Retention	To meet or exceed the benchmark of all students enrolled by the 12th day of class to the end of the term.	Navarro College prior 2-year retention rate average.	<b>Fall 2021</b>  <b>Navarro: 89.68%</b> Benchmark: 90.51%	<b>Fall 2022</b>  <b>Navarro: 89.98%</b> Benchmark: 89.64%	<b>Fall 2023</b>  <b>Navarro: 90.75%</b> Benchmark: 89.83%	<b>Fall 2024</b>  <b>Navarro: 93.10%</b> Benchmark: 90.37%
Graduation  Key Student Completion Indicator (KSCI)	To meet or exceed the benchmark of first-time, full-time, credential-seeking students who graduate within 150% of normal time.	SACSCOC peer group average of the 3-year graduation rate.	<b>Fall 2018</b>  <b>Navarro: 23%</b> Benchmark: 28%	<b>Fall 2019</b>  <b>Navarro: 25%</b> Benchmark: 31%	<b>Fall 2017**</b>  <b>Navarro: 24%</b> Benchmark: 34%	<b>Fall 2018**</b>  <b>Navarro: 23%</b> Benchmark: 35%
Graduation	To meet or exceed the benchmark of first-time, full-time, credential seeking students who graduate after 3-years.	THECB peer group average of the 3-year graduation rate.	<b>Fall 2018</b>  <b>Navarro: 24.90%</b> Benchmark: 22.50%	<b>Fall 2019</b>  <b>Navarro: 27.50%</b> Benchmark: 21.60%	<b>Fall 2020</b>  <b>Navarro: 29.90%</b> Benchmark: 24.90%	<b>Fall 2021</b>  <b>Navarro: 30.90%</b> Benchmark: 25.80%

Persistence	To meet or exceed the benchmark of first-time, full-time, credential-seeking undergraduates who persisted after 2-years.	THECB peer group average of the 2-year persistence rate.	<b>Fall 2019</b>  <b>Navarro:</b> <b>38.10%</b> Benchmark: 49.40%	<b>Fall 2020</b>  <b>Navarro:</b> <b>41.50%</b> Benchmark: 52.90%	<b>Fall 2021</b>  <b>Navarro:</b> <b>45.70%</b> Benchmark: 51.50%	<b>Fall 2022</b>  <b>Navarro:</b> <b>44.30%</b> Benchmark: 52.80%
Successful Course Completion	To meet or exceed the benchmark of all students enrolled by the 12 <sup>th</sup> day of class to the end of the term with a grade C or better.	Navarro College prior 2-year course completion rate average.	<b>Fall 2021</b>  <b>Navarro:</b> <b>73.81%</b> Benchmark: 72.16%	<b>Fall 2022</b>  <b>Navarro:</b> <b>74.73%</b> Benchmark: 71.99%	<b>Fall 2023</b>  <b>Navarro:</b> <b>75.86%</b> Benchmark: 74.26%	<b>Fall 2024</b>  <b>Navarro:</b> <b>79.86%</b> Benchmark: 75.30%
Transfer	To meet or exceed the benchmark of students who transferred to a four-year institution with 30 Semester Credit Hours (SCH) or more after 1-year.	THECB peer group average of the transfer rate after 1-year, with more than 30 SCH.	<b>FY 2021</b>  <b>Navarro:</b> <b>19.80%</b> Benchmark: 23.50%	<b>FY 2022</b>  <b>Navarro:</b> <b>20.60%</b> Benchmark: 22.70%	<b>FY 2023</b>  <b>Navarro:</b> <b>19.50%</b> Benchmark: 21.90%	<b>FY 2024</b>  <b>Navarro:</b> <b>19.50%</b> Benchmark: 23.10%
Employment	To meet or exceed the benchmark of graduates from the preceding fiscal year who were employed by the following fall.	THECB peer group average of the employment rate after completion.	<b>FY 2020</b>  <b>Navarro:</b> <b>45.00%</b> Benchmark: 39.70%	<b>FY 2021</b>  <b>Navarro:</b> <b>44.80%</b> Benchmark: 41.90%	<b>FY 2022</b>  <b>Navarro:</b> <b>46.00%</b> Benchmark: 42.90%	<b>FY 2023</b>  <b>Navarro:</b> <b>42.20%</b> Benchmark: 43.00%
State Licensing Examinations	To meet or exceed the benchmark of students who pass the licensure and certification examination for approved technical associate degree or certificate programs leading to a profession requiring licensure or certification.	THECB pass rate of the approved technical associate degree and certificate programs offered statewide.	<b>FY 2021</b>  Navarro College Data not available** Benchmark: 88.25%	<b>FY 2022</b>  <b>Navarro:</b> <b>86.87%</b> Benchmark: 87.54%	<b>FY 2023</b>  <b>Navarro:</b> <b>91.16%</b> Benchmark: 89.96%	<b>FY 2024</b>  <b>Navarro:</b> <b>90.60%</b> Benchmark: Statewide Data unavailable at this time

Sources: Retention and Success data is from the Navarro College's internal certified records. State Licensing Examinations data is from the THECB Accountability Report. Graduation KSCI data is from [Integrated Postsecondary Education Data System \(IPEDS\) Data Feedback Report](#) on their website. All other Student Success data is obtained from the [Texas Higher Education Coordinating Board Institutional Resumes](#) website.

\*Navarro College became a bachelor's degree awarding institution in 2023. For IPEDS reporting, the 150% time-to-degree graduation rate was extended from 3 years to 6 years, which caused the reported cohort years to revert to earlier cohorts.

\*\*The black box for State Licensing 2021 is used to show that the data is not available for Navarro College and will not be coming in the future. The data was not reported that year in error.