





Student Success Goals and Achievement

















Mission













Navarro College provides educational opportunities that empower students to achieve their personal, academic, and career goals and that promote life-long learning for all communities served.

Student Achievement

To evaluate its effectiveness in supporting student success and achievement, the College tracks the following key performance indicators (KPIs) as part of its strategic goals assessment process: persistence, retention, successful course completion, graduation, transfer, job placement, and state licensure. For the purpose of evaluation, benchmarks were identified for each KPI to provide a basis for assessing individual goal achievement. In some cases, as noted in the chart below, the benchmark is based upon the average of Texas Higher Education Coordinating Board peer group outcomes data (THECB); while in other cases, the benchmark is based upon a rolling two-to-three-year average of the College's internal data, as appropriate.

-  Green indicates the College is within less than 1% or above of reaching or exceeding the Benchmark.
-  Yellow indicates the College is within 1% - 5% below reaching the Benchmark.
-  Red indicates the College is over 5% below reaching the Benchmark.
-  White indicates the data is not available at this time.

Criteria	Achievement Goal	Benchmark	Performance			
			2016-2017	2017-2018	2018-2019	2019-2020
Retention	To meet or exceed the benchmark of first-time, full-time students enrolled by the 12th day of class to the end of the term.	Navarro College (prior 2-year retention rate average)	 Navarro: 92.03% Benchmark: 88.92%	 Navarro: 90.54% Benchmark: 90.99%	 Navarro: 90.93 Benchmark: 91.30%	 Navarro: 91.31 Benchmark: 91.73%
Graduation	To meet or exceed the benchmark of first-time, full-time, credential seeking students who graduate after 3-years.	THECB (peer group average of the 3-year graduation rate)	 Navarro: 20.70% Benchmark: 15.90%	 Navarro: 21.60% Benchmark: 18.40%	 Navarro: 23.10% Benchmark: 18.50%	 Navarro: 25.20% Benchmark: 19.40%
Persistence	To meet or exceed the benchmark of first-time, full-time, credential-seeking undergraduates who persisted after 2-years.	THECB (peer group average of the 2-year persistence rate)	 Navarro: 43.70% Benchmark: 55.30%	 Navarro: 46.20% Benchmark: 54.10%	 Navarro: 44.70% Benchmark: 53.20%	 Navarro: 43.10% Benchmark: 52.80%
Successful Course Completion	To meet or exceed the benchmark of first-time, full-time students enrolled by the 12 th day of class to the end of the term with a grade C or better.	Navarro College (prior 2-year course completion rate average)	 Navarro: 73.06% Benchmark: 70.34%	 Navarro: 72.41% Benchmark: 72.08%	 Navarro: 74.47% Benchmark: 72.74%	 Navarro: 73.80% Benchmark: 73.43%

Transfer	To meet or exceed the benchmark of students who transferred to a four year institution with 30 SCH or more after 1-year.	THECB (peer group average of the transfer rate after 1-year, with more than 30 SCH)	 Navarro: 16.50% Benchmark: 17.20%	 Navarro: 18.00% Benchmark: 17.80%	 Navarro: 15.10% Benchmark: 20.70%	 Navarro: 16.00% Benchmark: 21.50%
Employment	To meet or exceed the benchmark of graduates from the preceding fiscal year who were employed by the following fall.	THECB (peer group average of the employment rate after completion)	 Navarro: 57.70% Benchmark: 56.20%	 Navarro: 46.60% Benchmark: 43.30%	 Navarro: 42.90% Benchmark: 41.20%	 Navarro: 44.20% Benchmark: 41.80%
State Licensing Examinations	To meet or exceed the benchmark of students who pass the licensure and certification examination for approved technical associate degree or certificate programs leading to a profession requiring licensure or certification.	THECB (statewide pass rate of the approved technical associate degree and certificate programs offered at Navarro College)	 Navarro: 88.69% Benchmark: 88.63%	 Navarro: 94.56% Benchmark: 89.86%	 Navarro: 90.74% Benchmark: 89.95%	 Navarro: N/A at this time Benchmark: N/A at this time